



Taurus
10-200 kVA



TAURUS

TAURUS 10-200 kVA

State-of-the-art technology for high-performance three-phase UPS

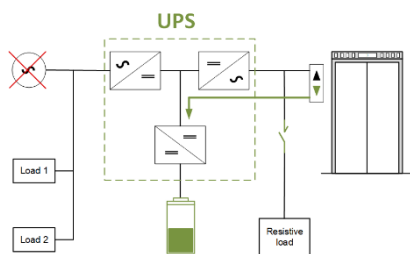
Its power factor of 1 ($kW = kVA$) and ease of maintenance reduce the system's total cost of ownership (TCO), making this UPS the best choice for data centers



Applications

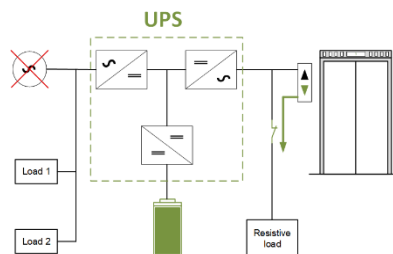
- Data centers
- Workstations and servers
- Electromedical equipment
- Industrial applications
- Regenerative loads (lifts, cranes, robotized machines, CNC machines, etc.)
- Critical and essential security systems and Operations Centers

Generative Load Management (GLM) function



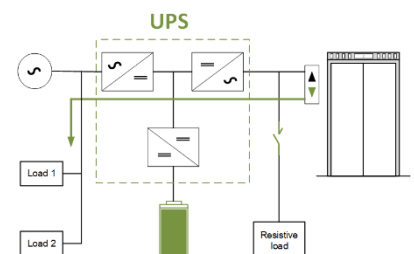
Mains failure and flat battery

The UPS charges the battery by reusing the reactive energy produced by the lift motor



Faulty mains and charged battery

The UPS diverts the reactive power produced by the lift motor to a resistive load

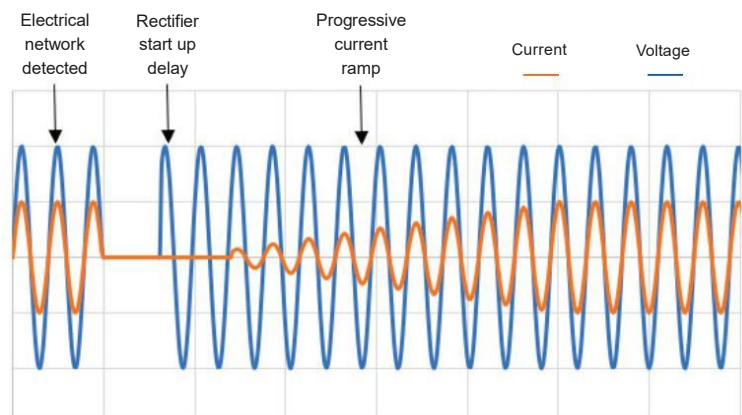


Mains power present and battery charged

The UPS recycles the reactive energy produced by the lift motor to power loads connected upstream

Regenerative load management

After a power failure and when it returns, the delay for the UPS rectifier to restart is programmable, so that it starts up smoothly and progressively, an ideal feature for operation with generators



TAURUS

Highlights

- The GLM® function, patented by AblereX, reuses the energy generated by reactive loads, ensuring maximum efficiency in their management
- Power factor of 1.0 (kW = kVA): maximum active power available at any time
- Designed to minimize the impact on generators and avoid the need to oversize them
- Switched phase sequence indication, keeping the inverter running and batteries charged
- The “Energy Saver” function drastically reduces the facility energy and cooling costs
- Dual input and internal manual bypass
- High overload capacity, up to 3 seconds at 300% load
- High-performance battery charger for fast and efficient battery charging
- Compatible with lithium-ion batteries and other technologies
- Intelligent battery discharge test
- Real-time disconnected battery alarm
- Cold start (up to 20 kVA standard, optional for 30 kVA to 200 kVA)
- Up to 6 units (8 on 160 kVA and 200 kVA models) in parallel and possibility of n+1 redundancy
- Battery bank configurable as a common bank or separated banks by UPS in parallel systems
- RS232 and USB ports, programmable dry contacts and two slots for optional communication cards
- 4.3' (10,1" on 160 kVA and 200 kVA models) color LCD touchscreen for a user-friendly interface (14 languages)
- Backup of information, settings and log

Main options

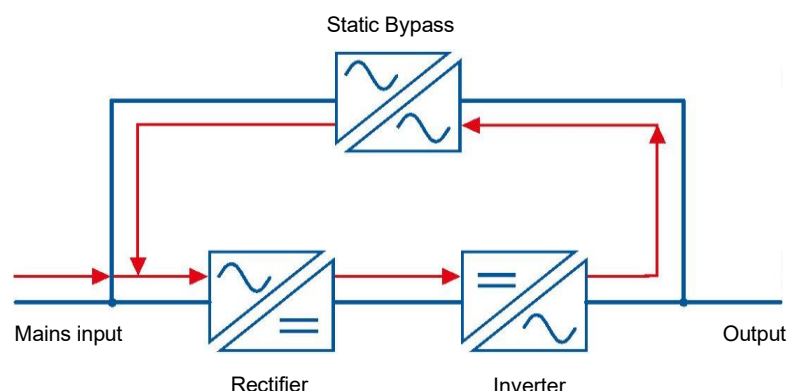
- SNMP/Web and RS485 ModBus communication cards
- Parallel kit
- Removable internal shelves for easy battery maintenance
- Temperature sensor for battery cabinet
- 7" mobile touch panel with 3 programmable dry contacts for remote monitoring of up to 64 units
- Internal feedback contactor



7" mobile touch panel with 3 programmable dry contacts for remote monitoring of up to 64 units

Intelligent ageing self-test

- The test function is able to monitor the UPS's performance over time, identifying potential damage to its components
- Components can be tested by simulating different load conditions without a real load, which allows for more than 90% energy savings
- Possibility of configuring automatic tests before start up or during UPS maintenance, which makes them easy and efficient




TAURUS

TAURUS TECHNICAL DATA SHEET


MODEL		TAURUS 10	TAURUS 20	TAURUS 30	TAURUS 40	TAURUS 60	TAURUS 80
POWER	kVA	10	20	30	40	60	80
	kW	10	20	30	40	60	80
INPUT	Nominal voltage	380 / 400 / 415 Vac three-phase + neutral					
	Voltage tolerance	±20%					
	Frequency	40 – 70 Hz					
	Power factor	≥0.99					
	Current distortion (THDi)	<3%					
OUTPUT	Nominal voltage	380 / 400 / 415 Vac three-phase + neutral					
	Voltage stability	±1%					
	Frequency	50 / 60 Hz					
	Frequency stability	±0.01%					
	Power factor	1					
	Crest factor	3:1					
	Voltage distortion	<1% with linear load / <3% with non-linear load					
	Permissible overload	110% for 60 min. / 125% for 10 min. / 150% for 1 min. / >150% and <300% for 3 seg.					
BATTERY	Qty. of batteries per bank	26 – 40 config.	32 – 40 configurable				
	Maximum load current *	10 A	21 A	30 A	39 A	60 A	78 A
	Common battery bank in parallel configurations	Supported					
	Internal battery (optional)	Up to 80 12 V 7/9 Ah batteries					N.A.
EFFICIENCY	VFI mode	Up to 96%					
	ECO mode	Up to 98%					
BYPASS	Nominal voltage	380 / 400 / 415 Vac three-phase + neutral					
	Voltage tolerance	±5% – ±25% (Programmable alarm)					
	Frequency	50 / 60 Hz					
	Frequency tolerance	±1 Hz / ±3 Hz (selectable)					
GENERAL	Dimensions (WxDxH) mm	440x860x1390				600x827x1300	
	Weight without batteries (Kg)	84	86	130	132	200	210
	Protection class	IP20					
	Star from battery, without mains power (<i>cold start</i>)	Included			Optional		
	Parallel connection	Up to 6 units					
CONNECTIVITY	User interface	4.3' color touchscreen with removable SD card					
	Communication ports included	USB, RS232, EPO, Dry relay contacts (1 input / 3 outputs); 2 additional slots for option cards					
	Optional accessories	SNMP card, RS485 ModBus, Dry relay contacts (6 inputs / 6 outputs), Mobile touch panel for remote monitoring of up to 64 units					
ENVIRONMENTAL PARAMETERS	Operating temperature **	0 – 40°C					
	Relative humidity	0 – 95% (no condensation)					
	Altitude	<1000 m no power reduction, >1000 m with 0,5% power reduction every 100 m					
	Audible noise at 1 m	<52 dB		<55 dB		<60 dB	
REGULATIONS	Standards	IEC EN 62040-1, IEC EN 62040-2, IEC EN 62040-3					
	Marking	CE. UKCA					

* Subject to conditions ** To be checked according to battery parameters


**TAURUS
10 / 20**



**TAURUS
30 / 40**



**TAURUS
60 / 80**



TAURUS

TAURUS TECHNICAL DATA SHEET

MODEL		TAURUS 160kVA	TAURUS 200kVA
POWER	KVA	160	200
	KW	160	200
INPUT	Nominal voltage	380 / 400 / 415 Vac three-phase + neutral	
	Voltage tolerance	±20%	
	Frequency	40 – 70 Hz	
	Power factor	≥0.99	
	Current distortion (THDi)	<3%	
OUTPUT	Nominal voltage	380 / 400 / 415 Vac three-phase + neutral	
	Voltage stability	±1%	
	Frequency	50 / 60 Hz	
	Frequency stability	±0.01%	
	Power factor	1	
	Crest factor	3:1	
	Voltage distortion	<1% with linear load / <3% with non-linear load	
	Permissible overload	110% for 60 min. / 125% for 10 min. / 150% for 1 min. / >150% for 30 seg.	
BATTERY	Qty. of batteries per bank	36–43 configurable	
	Maximum load current *	100 A	
	Common battery bank in parallel configurations	Supported	
	Internal battery (optional)	N.A.	
EFFICIENCY	VFI mode	Up to 96%	
	ECO mode	Up to 98%	
BYPASS	Nominal voltage	380 / 400 / 415 Vac three-phase + neutral	
	Voltage tolerance	±20% (Programmable alarm)	
	Frequency	50 / 60 Hz	
	Frequency tolerance	±1 Hz / ±3 Hz (selectable)	
GENERAL	Dimensions (WxDxH) mm	800x800x1955	
	Weight without batteries (Kg)	480	
	Protection class	IP20	
	Parallel connection	Up to 8 units	
CONNECTIVITY	User interface	10.1" color touchscreen with removable SD card	
	Communication ports included	USB, RS232, EPO, and additional slots for optional cards	
	Optional accessories	SNMP card, RS485 ModBus, Dry relay contacts (4 inputs / 4 outputs, programmable)	
ENVIRONMENTAL PARAMETERS	Operating temperature **	0 – 40°C	
	Relative humidity	0 – 95% (no condensation)	
	Altitude	<1000 m no power reduction, >1000 m with 1% power reduction every 100 m	
	Audible noise at 1 m	≤81 dB	
REGULATIONS	Standards	IEC EN 62040-1, IEC EN 62040-2, IEC EN 62040-3	
	Marking	CE, UKCA	

* Subject to conditions

** To be checked according to battery parameters



Three-phase online UPS

Versatile technology

High power

For critical applications



Rev.2025/03 - Our commitment to continuous innovation means that catalogue data may be subject to change without notice

AblereX Electronics Italy srl

Viale Milanofiori · Strada 6 · Palazzo N1
20089 Rozzano (MI)

info@ablereX.eu · Tel. +39 02 36696420
www.ablereX.eu